


## MultiCOM 302

### CARD - MODBUS/JBUS INTERFACE

The MultiCOM 302 protocol converter allows UPS monitoring using the MODBUS/JBUS protocol over RS232 or RS485 serial lines. In addition, it also manages a second independent RS232 serial line that can be used to connect to other devices such as the PLC or a PC running PowerShield<sup>3</sup> software.

#### Features

- Port configuration for MODBUS/JBUS as RS232 or RS485
- Management of two independent serial lines
- Suitable for integration with the main BMS management programs.



## MultiCOM 352


### CARD - INTERFACE DUPLEXER

The MultiCOM 352 serial duplicator is an accessory that allows two devices to be connected to a single communication serial port on the UPS.

It can be used anywhere where several serial connections are required for multiple polling of the UPS. It is ideal for LAN networks with firewalls, where a high level of security is required, or for the management of separate LAN networks supplied by a single UPS.

#### Features

- Cascading configuration giving a maximum of 4 serial communication ports
- LED communication flow indicator
- Firmware upgradeable via serial port.



## MultiCOM 372


### CARD - RS232 INTERFACE

The MultiCOM 372 allows an additional communication port to be added to the UPS to control and monitor the UPS via the RS232 serial line.

The board is supplied with an ESD (UPS Emergency Shutdown) input and an RSD (Remote Shutdown) input, both available on a removable terminal board and directly connectible to emergency buttons or other buttons.

#### Features

- Management of ESD input and UPS Shutdown
- Ability to supply devices at 12 V 80 mA max.



# MultiCOM 384

## CARD - RELAY I/O INTERFACE

The MultiCOM 384 provides a set of relay contacts for managing UPS alarm notifications and operating states. The board has two removable terminal boards. One of these terminal boards includes the ESD (UPS Emergency Shut Down) and RSD (Remote Shut Down) signals. The board also provides the possibility of associating Battery Working, Bypass, Alarm and Battery Low warnings with potential

free contacts on normally close or normally open contacts.

### Features

- Max. current 3 A at 250 Vac
- Signal-contact customisation
- Normally Open or Normally Close configuration for each contact




# Multi I/O

## BOX - RELAY I/O CARD & MODBUS/JBUS INTERFACE

The Multi I/O is a device that integrates UPS into a control system using fully configurable input and output relay signals. It can be used to connect two devices to a single UPS serial communication port. It can be used anywhere where several serial connections are required for multiple polling of the UPS. It can also communicate on RS485 lines using the MODBUS/JBUS protocol.

### Features

- 8 analogue/digital inputs
- 8 relay outputs (3A at 250Vac) that can be configured using UPS and input operating states
- Can communicate with UPS via RS232
- It can control two independent RS232/RS485 serial lines to monitor the UPS and its operating states using the MODBUS/JBUS protocol
- Firmware upgradeable via serial port.




# I/O

## EXPANSION BOARD

The I/O expansion board for the Master range is equipped with:

- 6 outputs with NC/NO potential-free contacts (250 V/5 A), electrically isolated from each other and from other circuits
- 2 self-powered inputs.

Each output or input can be configured with different meanings, using the associated menu.



# Multi Panel

## REMOTE DISPLAY INTERFACE

The Multi Panel is a remote monitoring device that can provide a detailed UPS status overview in real time. This device is able to display mains power, output and battery readings as well as UPS operating states. The high visibility graphic display supports English, Italian, German, French, Spanish, Russian, Chinese and many other languages. It has 3 independent serial ports, one of which allows for UPS monitoring via the MODBUS/JBUS protocol (on either an RS485 or RS232 serial line). The other independent serial lines can be used to connect devices such as the Netman 204 or a PC running PowerShield<sup>3</sup> software.

### Features

- High visibility LCD with graphic functions
- Management of three independent serial lines
- Port configuration for MODBUS/JBUS as RS232 or RS485
- Suitable for integration with the main BMS management programs
- Firmware upgradeable via serial port.

