

Seanergy[®] modules

High energy and high power Li-ion Super-Iron Phosphate

Saft's Seanergy[®] modules are the ideal choice for local energy management, particularly in conjunction with hybrid propulsion, photovoltaic and other renewable energy generators.

Built with proven Saft Li-ion Super-Iron Phosphate[®] (LiFePO₄) technology, the Seanergy[®] module provides maintenance-free energy storage in a reduced volume, combining high operational reliability over thousands of cycles with outstanding energy efficiency. Its modular design allows adaptation of the battery configuration to various energy and voltage levels.

Saft always supplies Li-ion 3U module with an associated Battery Management System (BMS).



Applications

- Hybrid-electric and/or full electric propulsion
- Auxiliary systems, hotel load
- Emergency back-up
- Actuators

Benefits of the Li-ion technology

- Reduced mass and volume
- Very long calendar, storage and cycling life
- Faster charging time
- Maintenance-free
- Operates in any orientation
- No memory effect
- High power (continuous and pulses)

Operational benefits

- Enable full electric propulsion with a compact volume (entering and exiting harbours and restricted areas)
- Load-levelling function to keep high level of fuel efficiency and reduced number of generating sets
- Standby power at shore
- Design flexibility (improved scalability and modularity)

	Seanergy [®] 48P (Power)	Seanergy [®] 48M (Energy)
Nominal characteristics		
Nominal voltage (V)	46.2	46.2
Minimum capacity (C/5) (Ah)	56	78
Nominal capacity (C/5) (Ah)	60	82
Minimum energy (C/5) (Wh)	2500	3600
Nominal energy (C/5) (Wh)	2600	3800
Nominal energy density (Wh/l)	76	106
Nominal specific energy (Wh/kg)	69	96
Mechanical characteristics		
Standard	19" - 3U - Double depth	
Width (mm)	448	
Height (mm)	133	
Depth (mm)	602.5	
Weight (kg)	39.5	
Electrical characteristics at + 25°C / + 77°F		
Voltage window (V)	37.8 to 53.2	
Maximum discharge current (A)	240	240
Peak discharge current (10 s) (A)	300	300
Maximum charge current (A)	240	80
Peak charge current (10 s) (A)	300	300
Recharge time (h) at nominal current (95% State of Charge)	0.5	2
Operating and storage conditions		
Lifetime at + 20°C perm (+ 68°F)	>20	
Lifetime at + 30°C (+ 86°F)	>10	
Cycle life (+ 20°C / + 68°F)	from 6000 cycles to 1 million	
Operating temperature		
- discharge	- 25°C / + 55°C (- 13°F / + 131°F)	
- charge	0°C / + 55°C (+ 32°F / + 131°F)	
Storage temperature	- 40°C / + 55°C (- 40°F / + 131°F)	
Storage time	1 year	



SAFT

Features

- Compact modules integrating VLM Fe Li-ion cells, module supervision and cell balancing
- Advanced industrial design offering highest reliability and robustness
- 20 years design life with high daily energy throughput
- Multiple cycling patterns from daily deep discharge to dynamic multiple charge/discharge profiles from any state of charge
- Best energy efficiency of all available energy storage systems
- State of charge and state of health indication (through BMM)
- 2-level redundant safety

System capability

- Series connection of up to 1000 V
- Battery string management and interfacing through separate BMM module
- Multi-string paralleling through MBMM to upscale battery energy

Functional characteristics

Saft Seanergy® module technology contains VLM Fe cells with advanced nickel-based lithium-ion Super-Iron Phosphate® technology:

- Best safety among Li-ion chemistries
- Outstanding calendar and cycle life and reliability
- Stable internal resistance over entire life
- High capacity cell

Mechanical & electrical interface

- Vertical or horizontal implementation
- Systems for 19" rack-mount in 3U height
- Stackable
- Optional 3U rack-mount brackets
- 2 screw terminals

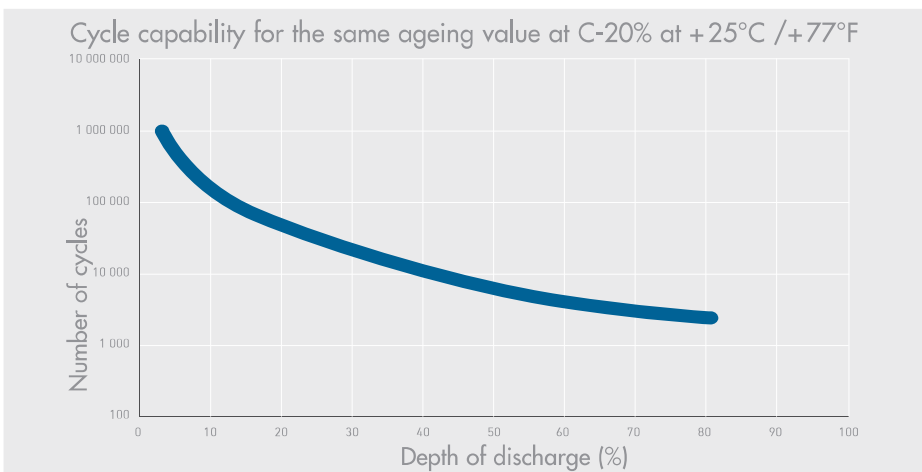
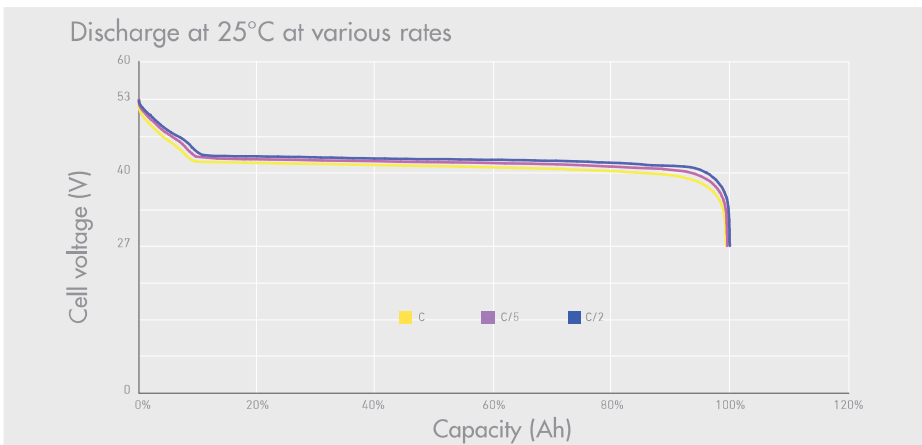
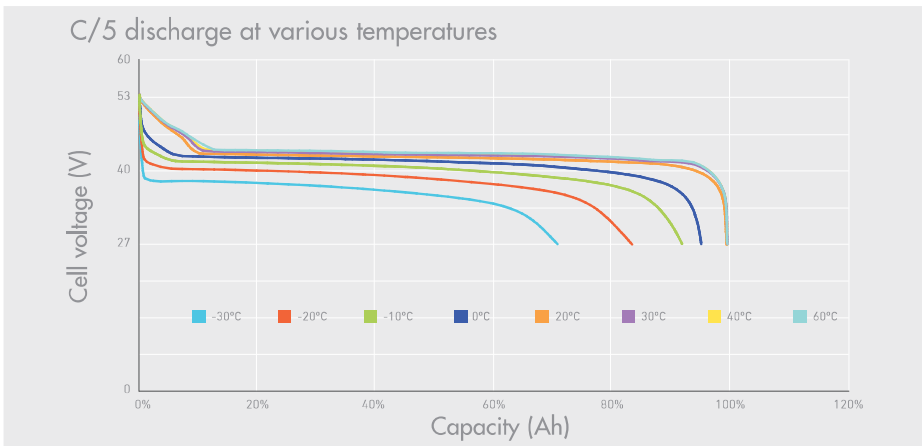
Safety

Redundant safety design to cope with component failure or abusive conditions:

- At cell level: no reaction in an abuse event with inert iron phosphate positive material, shutdown-effect separator, mechanical vent
- At module level: electronic board, individual cell voltage monitoring, module temperature monitoring, balancing, fuse
- At battery system level: electronic board, power switch, current sensor



Compliance to standards	
Module safety	EN 50178, cCSAus 60950, IEC 60950
United Nation Class	UN 3480
Hazard classification	Class 9
Transport regulation compliance	UN recommendations for dangerous goods transportation, model regulations and manual tests and criteria 38.3
EMC	EN 61000-4-2 Class B / EN 61000-4-3 Class A / EN 614000-4-4 Class B / EN 614000-4-6 Class A / EN 55022 Class B
Protection class	IP 20



Doc No.: 35016-2-0617
 Edition: June 2017
 Data in this document is subject to change without notice and becomes contractual only after written confirmation.
 Société par Actions Simplifiée au capital de 31 944 000 €
 RCS Bobigny B 383 703 873
 Produced in the UK by Arthur Associates Limited